



# Anand Niketan

## Maninagar Campus

Grade : V	Subject : Mathematics	Date : 02-03-2020
Name :	EMPOWER – II Practice Worksheet	Chapter No.: Term – III: 1,2,3,4,5,6,7

Syllabus for EMPOWER – II Ch:1 Simple Interest Ch:2 Time Ch:3 Measurement Ch:4 Circles Ch:5 Lines and Angles Ch:6 Symmetry and Patterns Ch:7 Representation of Data	Date : 02-03-2020	Notebook submission 10 marks
	Written Test (50 marks)	Subject Enrichment Activity Math Buddy 10 marks Mental Math 05 marks Math Lab 05 marks

### Q-1. Fill in the blanks:-

- \_\_\_\_\_ is the money borrowed or deposited.
- The extra amount charged on lending money or paid on depositing money is called \_\_\_\_\_.
- Amount = Rs.1245; Principal = Rs.1010; Interest = Rs. \_\_\_\_\_
- The hour hand completes \_\_\_\_\_ rounds in 1 day.
- The months \_\_\_\_\_, June, \_\_\_\_\_ and \_\_\_\_\_ have 30 days each.
- Full form of a.m. is \_\_\_\_\_
- 7:30 a.m. = \_\_\_\_\_ hours
- 8:30 p.m. = \_\_\_\_\_ hours
- 20:05 hours = \_\_\_\_\_
- Number of years from 45 BC to 145 AD = \_\_\_\_\_.
- A line has \_\_\_\_\_ end points.
- A \_\_\_\_\_ has one end point.
- An angle which measures more than  $180^\circ$  but less than  $360^\circ$  is called a \_\_\_\_\_ angle.
- The longest chord of a circle is the \_\_\_\_\_.
- A circle has \_\_\_\_\_ number of radii.

### Q-2. Match the following: -

Column A		Column B	
1	Diameter	a	Semicircle
2	Parallel lines	b	$360^\circ$
3	Circumference	c	$180^\circ$
4	Obtuse angle	d	Perimeter of a circle
5	Straight angle	e	More than $90^\circ$
6	Complete angle	f	Never intersect
7	Half of a circle	g	$2 \times$ radius

**Q-3. State whether the given statements are true or false: -**

- 1) Principal is the extra amount charged.
- 2) The interest paid yearly or per annum on every Rs. 100 borrowed or deposited per year is called the rate of interest.
- 3)  $S.I. = \frac{P \times R \times T}{100}$
- 4) Interest = Amount – Principal
- 5) Number of years from 1180 AD to 12 AD = 45

**Q-4. Choose the correct answer: -**

- 1) 1 km = \_\_\_\_\_ m  
(a) 1000                      (b) 100                      (c) 10
- 2) The standard unit of length is \_\_\_\_\_  
(a) litre                      (b) metre                      (c) gram
- 3) The standard unit of weight is \_\_\_\_\_  
(a) litre                      (b) metre                      (c) gram
- 4) \_\_\_\_\_ by 10 if the units are getting bigger.  
(a) multiply                      (b) divide                      (c) none of these
- 5) All the points which lie on the circle or inside the circle form the \_\_\_\_\_ region.  
(a) triangular                      (b) circular                      (c) perpendicular

**Q-5. Convert the following: -**

- 1) 324 minutes into hours
- 2) 8 hours 5 minutes 59 seconds into seconds
- 3) 4 weeks 2 days 3 hours into hours
- 4) 12 km 400m into m
- 5) 45.5 litre into ml
- 6) 2850 g into kg
- 7) 9 m 76 cm into m

**Q-6. Add the following: -**

- 1) 4 hours 12 minutes 34 seconds and 12 hours 15 minutes 54 seconds
- 2) 5 hours 55 minutes and 5 hours 8 minutes 50 seconds

**Q-7. Subtract the following: -**

- 1) 6 hours 2 minutes 5 seconds from 7 hours 15 minutes 16 seconds
- 2) 5 hours 15 minutes and 6 hours

**Q-8. Multiply: -**

- 1) 6 hours 5 minutes 16 seconds by 3
- 2) 11 hours 44 minutes 55 seconds by 4

**Q -9. Divide: -**

- 1) 80 hours 45 minutes by 15
- 2) 48 hours 50 minutes 40 seconds by 10

**Q-10. Solve the following: -**

- 1) Mrs. Sharma's office starts at 9:50 a.m. and closes at 7:10 p.m. Find the time duration of her office.
- 2) The summer vacation began from 12<sup>th</sup> May and the school re-opened on 24<sup>th</sup> June. How long did the school remain closed?
- 3) Find the amount if
  - a)  $P = \text{Rs.}800$  ;  $R = 6\%$  and  $T = 3$  year
  - b)  $P = \text{Rs.}6550$  ;  $R = 2.5\%$  and  $T = 6$  years
- 4) Find the interest if
  - c)  $P = \text{Rs.}300$  ;  $R = 8\%$  and  $T = 1$  year
  - d)  $P = \text{Rs.}43,800$  ;  $R = 16\%$  and  $T = 105$  days

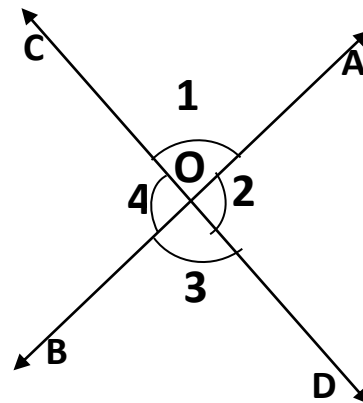
- 5) Which is greater?  
 a) Interest on Rs.5000 for 7 years at 5% per annum.  
 Or  
 b) Interest on Rs.5000 for 6 years at 6% per annum.

**Q-11. Construct circles of the following radii using a compass:**

- a) 4 cm  
 b) 2.5 cm

**Q-12. Study the given figure and write another name for:**

- (a)  $\angle 1$   
 (b)  $\angle 2$   
 (c)  $\angle 3$   
 (d)  $\angle 4$



**Q-13. Draw the following angles using a protractor. Name the angles correctly:**

- (A)  $35^\circ$  (B)  $90^\circ$

**Q-14. Find the complement of the following angles:**

- (A)  $19.3^\circ$   
 (B)  $90^\circ$

**Q-15. Find the supplement of the following angles:**

- (A)  $118\frac{1}{2}^\circ$   
 (B)  $180^\circ$

**Q-16. Do as directed:**

- a) Observe the pattern and complete the table:

1	1 (first triangular number)
1+2	3
1+2+3	6
1+2+3+4	
1+2+3+4+5	
1+2+3+4+5+6	

- b) Tell whether the dotted line on each letter represents a line of symmetry. Write Yes or No.



- c) Draw the line(s) of symmetry in each of the following figures:




- d) Draw the second half of each symmetrical letter:



**Q-17. Represent the following data using pictograph :**

1) The table shows the number of trees of different types planted inside the gardens of a town :

TREE	MANGO	NEEM	BANYAN	GULMOHAR	PALM
NUMBER	100	300	200	350	150

Represent this information using a pictograph where 1  = 50 trees



2) A magazine took a survey among the readers on their favourite type of music. The results were published. Draw the pictograph to show the results and answer the questions.

Music	ROCK	POP	CLASSIC	COUNTRY	JAZZ
Number	3750	3500	1000	1500	2000

1  = 500 people

- How many more people were voted for “POP” than “COUNTRY”?
- Which music is least popular?


**Q-18. Draw a bar graph to represent the information given in the following pictograph:**



B.

C. The favourite sports of students of class V are given in the table below.

Sport	Cricket	Football	Hockey	Badminton
No. of students	14	6	4	12

Represent this data using a pictograph taking a scale 1  = 2 students

Then prepare a bar graph from the pictograph.

